



Azion Corporation

Investor Conference

2022.04.29

Disclaimer

This document is provided by Azion Corporation.

The Company do not give any representations or warranties (express or implied) as to the accuracy, completeness, or correctness of such information or opinions This document is provided as of the date herein and will not be updated to reflect any changes hereafter The Company, its affiliateess and their representatives do not take any responsibility nor accept any liability for any damage caused by their negligence or any other reasons, nor do they accept responsibility or liability for any loss or damages arising from the use of this document or the information contained herein or anything related to this document.

This document may contain forward looking and strategic statements, including but not limited to all statements which address activities, events or developments that the Company expects or anticipates to hold in the future based on the projections of the Company going forward, as well as various factors and uncertainty beyond the Company's control Therefore, the actual results may differ materially from those contained in these forward looking statements Please do refer to the information on MOPS website as the main basis if any adjustment has been made.

Agenda

- Company Profile & Overview
- 2021 Financial Results
- 2021-2022 ESG Report
- Q&A



Company Profile & Overview

About Azion

Establish

1991

IPO

2002

Capitals

NT\$ 4,66 Million

Azion Group

Azion International Corporation
Jetit Corporation 、 Peace Systems Integration Co. Ltd.

Business

ICT Product Sales and Service
Integrated Service and Solutions
e-Loan system and Big data/AI analytic solutions
Broadband networking, Security, Disaster recovery, Call center solutions

Customer

Financial, Government and Public sector, Telecom and all sizes of enterprises.

Milestones



2008

Company's name changed to Azion Corporation

2010


Invested in Jetit Corp., Peace Systems Integration Corp. Ltd.

2015

Works in collaboration with related enterprises, exploiting the advantages of integration. Enter into the Cloud and AI/Big Data Market

2016

Became the Cisco Gold partner in Taiwan



2017

Sold out the equity of chinese subsidiary
Continually going deep with Taiwan market.

2018

To strengthen financial structure & business development ,Azion carried out a capital reduction.
Azion is turnins loss into profit

2020

Passed the certification of ISO 27001



2022

Established the ESG Sustainable Development Committee to accelerate ESG topics

Azion Group : Professional Certification

- ◆ Passed the certification of ISO 27001:2013
- ◆ Brand certification



Cisco System Gold Partner
Cisco System Partner Support Service
Cisco System Collaboration
Cisco Advanced Collaboration Architecture Specialization
Cisco Advanced Data Center Architecture Specialization
Cisco Advanced Security Architecture Specialization
Cisco Advanced Enterprise Networks Architecture Specialization



Platinum Partner



First-tier Partner



(IBM) Server Series Tier 2 partner

Azion Group : Solutions

System Integration Service

ICT System Integration Service

Networking, Security, Disaster recovery, Call center solutions

Storage equipment planning, construction and maintenance

Professional Maintenance service

Enterprises Application Service

For banks, we provide e-Loan system and big data/AI analytic solutions.. For law-enforcement, we provide intelligence integration analytics system, AI video analytic in crime investigation solution.

Big Data and AI solutions

By combining Text search and mining engine and AI-based video recognition solutions, Azion Co. creates a Big Data analytics platform, that integrates structured data, text data, and video data to develop operational analytical systems tailor made for customers needs.

Cloud Platform

Building of an infrastructure platform (Server, Storage, Networking), information security systems, private/hybrid cloud, public cloud hosting services, disaster recovery (DR), NOC/SOC services, CDN services, 24/7 product maintenance services, etc.



ICT Product Sales and Service

網路資通與資訊安全
領導品牌



Dell EMC - 全球資料儲存
保護解決方案提供商



全球整合型的資訊科技及
服務公司



全球大型資料庫系統
領導品牌



在行動、雲端領域居領導
地位的平台



HPE - 全球最大的科技公司



IT雲端和基礎設施解決方
案·實現數據驅動應用



VMware
虛擬化技術領導品牌



影像分析讓世界更安全



Azion Group : Our Customer

Financial

台灣銀行	華南金控	國泰金控
中國信託金融控股公司	中央信託局	兆豐金控
華僑銀行	土地銀行	第一金控(股)公司
中華郵政全球資訊網	台新金控	建華金控
新光金控	遠東國際商業銀行	聯邦銀行
全球人壽	國泰產險	第一產物保險(股)公司
台灣證券交易所	中華郵政	新光產物保險(股)公司
ING安智銀行	台中商業銀行	永豐商業銀行(股)公司
合作金庫商業銀行(股)公司	遠智證券(股)公司	

Enterprise

日月光半導體製造(股)公司	和泰汽車	英華達股份有限公司
三陽工業工廠	統寶光電	統一企業
聚陽實業(股)公司	大榮貨運	NISSAN
可口可樂(台灣)	全國加油站	統一資訊
達梭系統股份有限公司(台灣)	裕隆汽車	聯測科技
LABEL GROUP	電資系統(股)公司	年代
中華航空	遊戲橘子	日商艾鳴網路遊戲
太平洋電線電纜(股)公司	見欣實業(股)公司	東貝光電科技(股)公司
財團法人圓桌教育基金會	長泛旅行社(股)公司	群光電子(股)公司

Government and Public sector

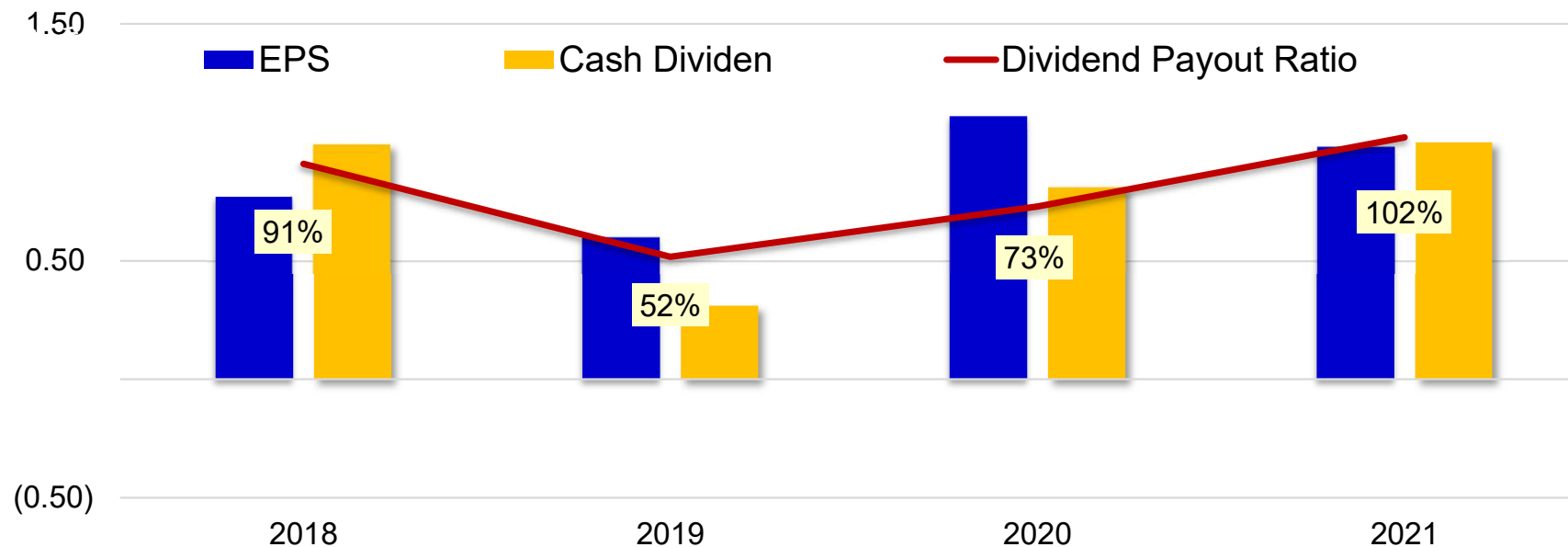
中國石油股份有限公司	行政院農委會 漁業資訊服務網	中央健康保險局
台灣電力公司	臺北縣資訊服務站	臺灣菸酒股份有限公司
臺北醫學大學 署立雙和醫院	交通部臺灣區國道新建工程局	TRCT
交通部臺灣區國道高速公路局	新北市政府警察局	交通部中央氣象局
臺北市政府捷運工程局	高雄地方法院	經濟部智慧財產局
臺中市政府警察局刑事警察大隊	台北港貨櫃碼頭(股)公司	財團法人國研院國家太空中心
臺北市政府消防局		



2021 Financial Results

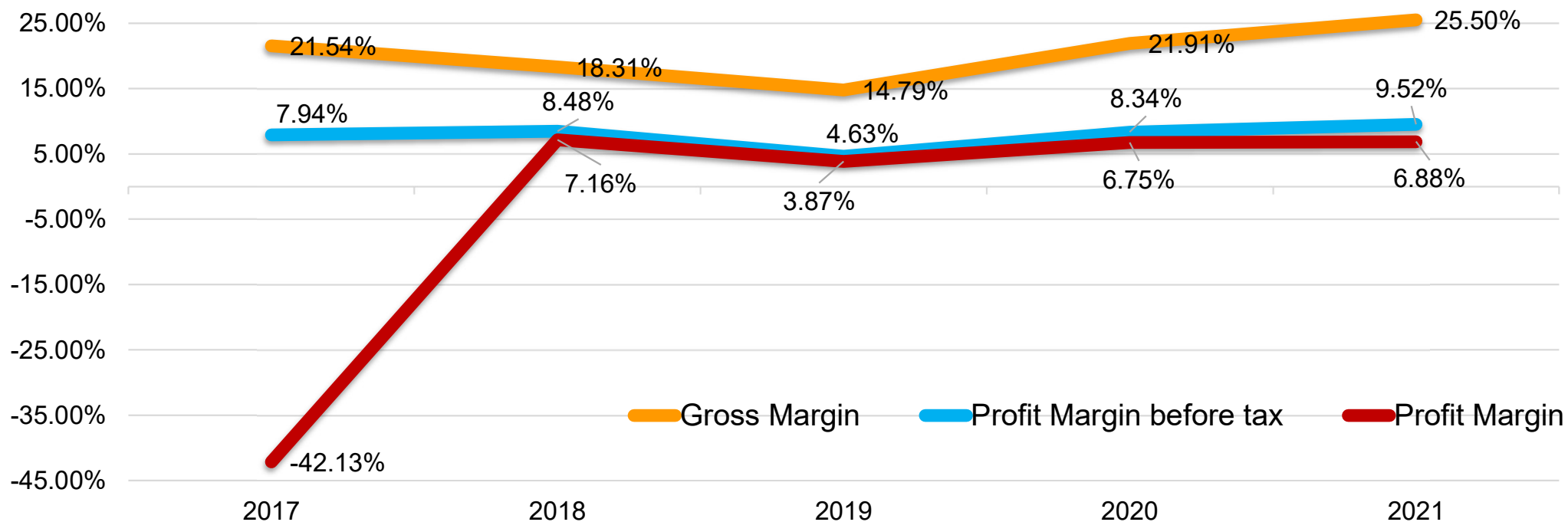
EPS & Dividend Payout Ratio of Previous Years

	2018	2019	2020	2021
EPS	0.77	0.60	1.11	0.98
Cash Dividen	0.99	0.31	0.81	1.00
Dividend Payout Ratio	91%	52%	73%	102%



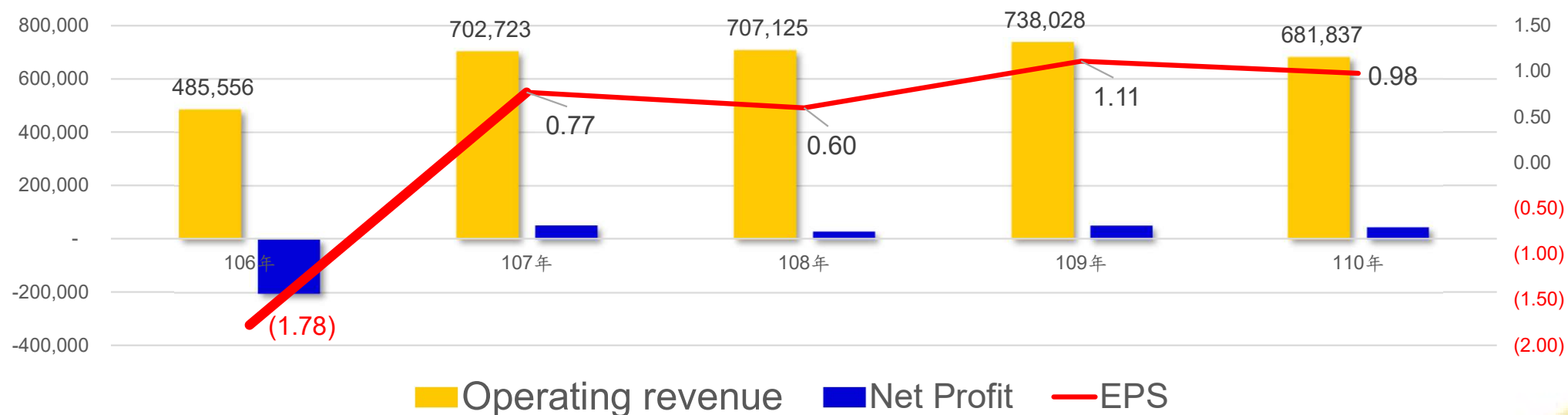
Financial Analysis - Profitability of 5 Years

	2017	2018	2019	2020	2021
Gross margin	21.54%	18.31%	14.79%	21.91%	25.50%
Operating Profit Margin	4.30%	5.57%	2.98%	6.57%	5.78%
Profit Margin before Tax	7.94%	8.48%	4.63%	8.34%	9.52%
Profit Margin	-42.13%	7.16%	3.87%	6.75%	6.88%



Financial Information of 5 Years

	2017	2018	2019	2020	2021
Operating revenue	485,556	702,723	707,125	738,028	681,837
Gross profit	104,594	128,677	104,600	161,681	161,145
Operating income	20,862	39,160	21,087	48,521	36,547
Profit before tax	(202,120)	59,625	32,768	61,580	53,441
Net Profit	(204,559)	50,333	27,393	49,816	43,494
EPS	(1.78)	0.77	0.60	1.11	0.98



Condensed Consolidated Balance Sheet

Accounting Title	2021.12.31 日		2020.12.31 日	
	Amounts	%	Amounts	%
Cash and cash equivalents	402,804	35%	289,188	29%
Notes and Accounts receivable	188,438	16%	52,723	5%
Lease payments receivable	319,779	28%	408,629	41%
Inventories	52,273	5%	66,730	7%
Other assets	187,792	16%	178,815	18%
Total assets	1,151,086	100%	996,085	100%
Current and Non-current borrowings	312,615	27%	206,496	21%
Accounts payable	115,265	10%	35,542	4%
Other liabilities	176,944	15%	230,995	23%
Total liabilities	604,824	53%	473,033	47%
Total equity	546,262	47%	523,052	53%



2021-2022 ESG Report

2021-2022 ESG Report



Environment

Energy-saving and Carbon-reduction

2021 electricity consumption is 230,847kWh, compare with 2019, decrease by 3.33% ;

2021 water consumption is 1,090 m³, compare with 2019, decrease by 8.25%

2021 carbon emission is 121,220kg, compare with 2019, decrease by 7.27%

Environmental Sustainability

Join 2021 「淡水河公約」 countersign



Social

Social welfare

Donation to 蔣揚慈善基金會 ;

Donation to 2020年愛心公益日, 招待藍天家園一日遊

Friendly Workplace

Employee cares

Employee Training Policy: 2020 total number of trainees is 206

Female 35.11% ; Female manager 26.67%



Governance

Ethical Management

Integrity and ethics is our company's DNA

Compliance with corporate governance ;

Sustainable Governance

Established the

Corporate Sustainable Development Committee

Designation of Corporate Governance Officer

2022 Corporate Sustainable Development Report

